

Partnership in Public Health

***Volusia County Health Department
and the Volusia County Council
June 2009***

**Prepared By: Volusia County Health Department
Thomas R. Coleman, M.D., M.S.
Director**

Mission of Florida DOH (and thus VCHD)

***Promote, protect, and improve
the health of all Floridians***

Fundamental Underpinning of Public Health

***THE DEFINING CHARACTERISTIC OF AN
EFFECTIVE HEALTH DEPARTMENT IS
ITS ABILITY TO PROVIDE THE TEN
ESSENTIAL PUBLIC HEALTH SERVICES.***

Healthy People 2000

Ten Essential Public Health Services

- 1. Monitor health status to identify community health problems.*
- 2. Diagnose and investigate health problems and health hazards in the community.*
- 3. Inform, educate, and empower people about health issues.*
- 4. Mobilize community partnerships to identify and solve health problems.*
- 5. Develop policies and plans that support individual and community health efforts.*

Ten Essential Public Health Services (con't)

- 6. Enforce laws and regulations that protect health and ensure safety.***
 - 7. Link people to needed personal health services and ensure the provision of health care when otherwise unavailable.***
 - 8. Assure a competent public health and personal healthcare workforce.***
 - 9. Evaluate effectiveness, accessibility, and quality of personal and population-based health services.***
-

Ten Essential Public Health Services (con't)

10. Research to provide new insights and innovative solutions to health problems.

Public Health Preparedness

***The “eleventh” Essential Public Health Service → “All Hazards”
Preparedness has become a core responsibility of public health***

Partnership In Public Health

Chapter 154 F.S. Establishes the Framework for the State & County Public Health Partnership

- Three Areas of Public Health Services*
 - 1. Communicable Disease Control*
 - 2. Primary Care*
 - 3. Environmental Health*
- Transparency in Funding & Service Delivery*
- Standard Contract Approved by the Local Governing Authority*

THREE AREAS OF PUBLIC HEALTH SERVICE...

- Within each program area are distinct service components...***

THREE MAJOR AREAS OF PROGRAM SERVICES...

□ Communicable Disease Control

Those services which protect the health of the general public through the detection, control, and eradication of diseases which are transmitted primarily by human beings.

□ Primary Care

Acute care and preventive services that are made available to well and sick persons who are unable to obtain such services due to lack of income or other barriers beyond their control.

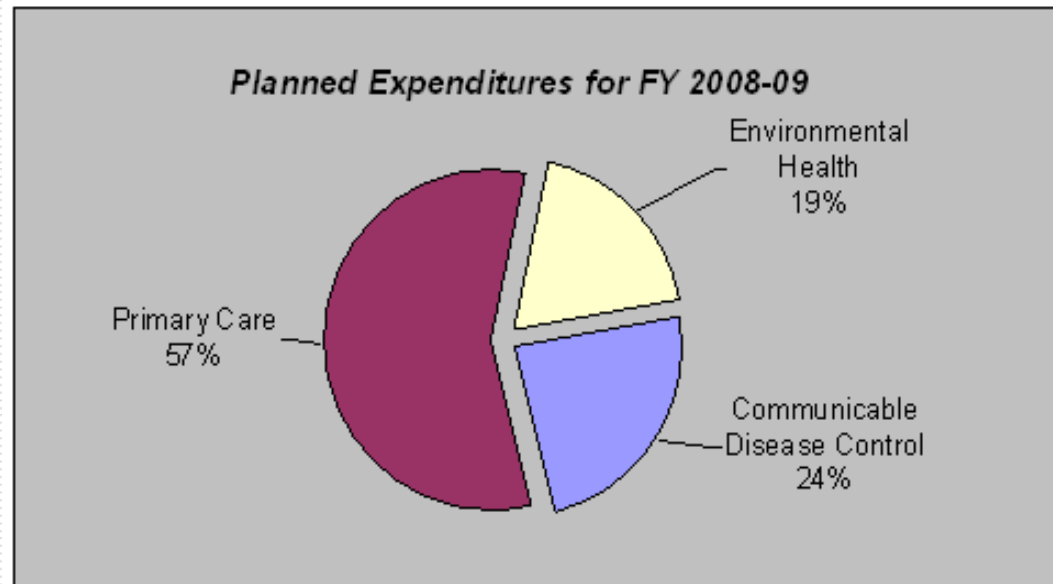
□ Environmental Health

Those services which are organized and operated to protect the health of the general public by monitoring and regulating activities in the environment which may contribute to the occurrence or transmission of disease.

FY 2008-09 Planned Services, Clients, and Expenditures By Major Program Area

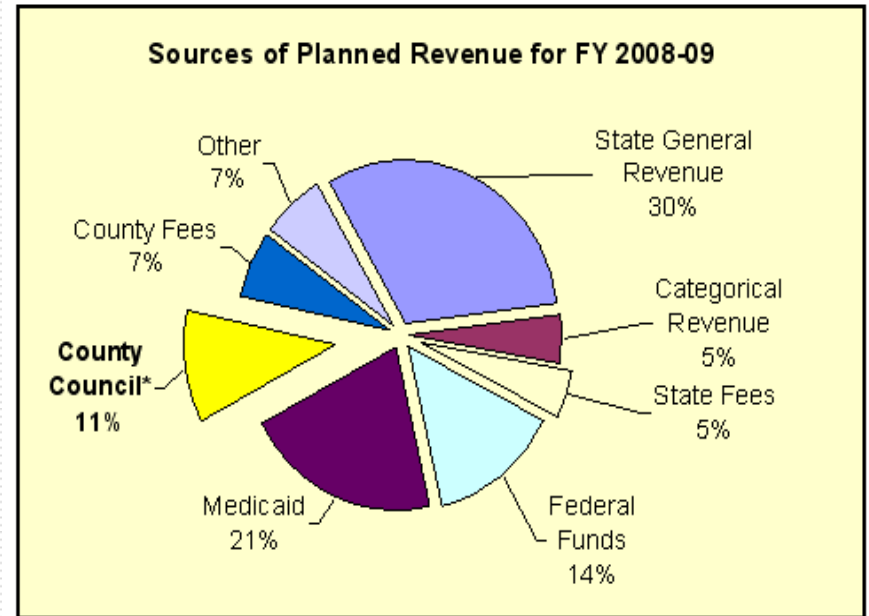
| | <u>Services*</u> | <u>Clients</u> | <u>Expenditures</u> |
|-------------------------------------|------------------|----------------|---------------------|
| <i>Communicable Disease Control</i> | <i>136,510</i> | <i>43,075</i> | <i>\$5,074,524</i> |
| <i>Primary Care</i> | <i>761,485</i> | <i>30,500</i> | <i>12,127,520</i> |
| <i>Environmental Health</i> | <i>26,827</i> | <i>9,494</i> | <i>4,012,532</i> |
| TOTAL | 924,822 | 83,069 | \$21,214,576 |

**Note: Clients may receive multiple services during a single visit.*



Sources of Revenue

| | |
|------------------------------|-------------------------|
| State General Revenue | \$6,651,920 |
| Categorical Revenue | 980,078 |
| State Fees | 1,004,765 |
| Federal Funds | 2,983,718 |
| Medicaid | 4,421,723 |
| County Council | 2,329,844 |
| County Fees | 1,428,528 |
| Other | <u>1,414,000</u> |
| TOTAL | \$21,214,576 |

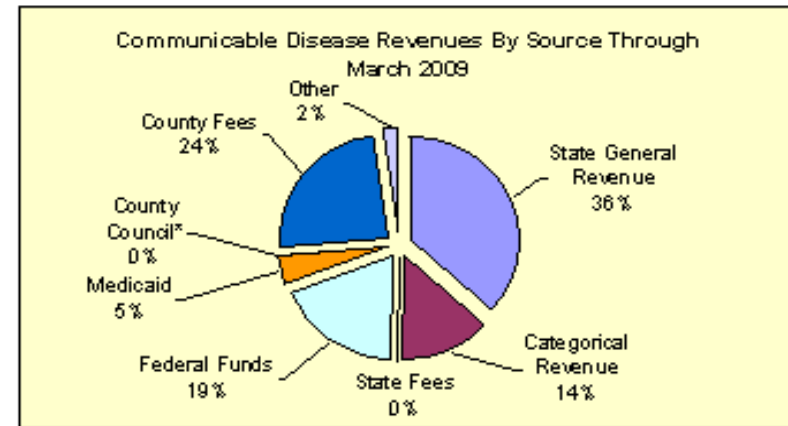


The total County Council funding is \$2.3 million appropriated for services and an additional \$661,986 for "indirect services" in support of vehicle maintenance, fuel, leases, property insurances, etc. The full County Council appropriation is \$2,991,830.

Six Months of Actual Revenues By Program October 2008 -- March 2009

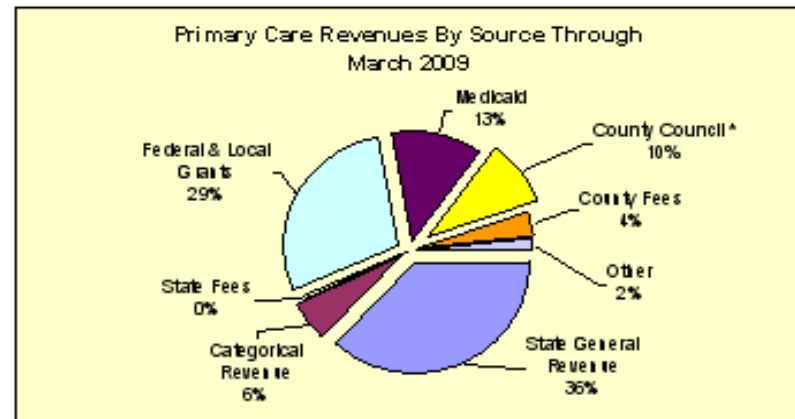
COMMUNICABLE DISEASE REVENUES BY SOURCE -- October 2008 Through March 2009

| | |
|------------------------------|---------------------|
| <i>State General Revenue</i> | 668,022 |
| <i>Categorical Revenue</i> | 250,196 |
| <i>State Fees</i> | - |
| <i>Federal Funds</i> | 344,413 |
| <i>Medicaid</i> | 82,774 |
| <i>County Council*</i> | - |
| <i>County Fees</i> | 438,418 |
| <i>Other</i> | 40,878 |
| Sub-Total | \$ 1,824,701 |



PRIMARY CARE REVENUES BY SOURCE -- October 2008 Through March 2009

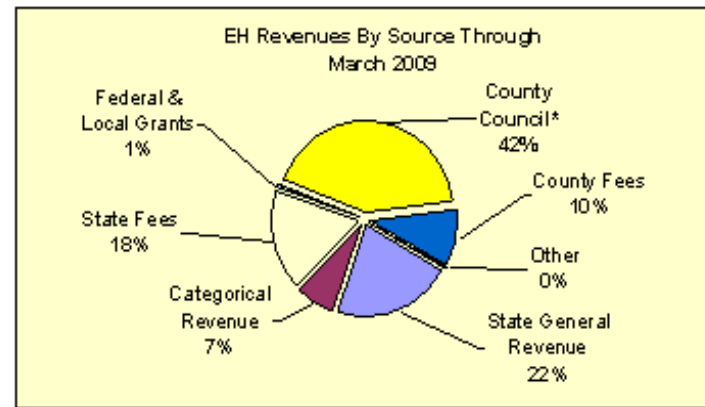
| | |
|-----------------------------------|---------------------|
| <i>State General Revenue</i> | 1,890,771 |
| <i>Categorical Revenue</i> | 307,703 |
| <i>State Fees</i> | 19,936 |
| <i>Federal & Local Grants</i> | 1,485,439 |
| <i>Medicaid</i> | 660,448 |
| County Council* | 498,194 |
| <i>County Fees</i> | 184,059 |
| <i>Other</i> | 82,972 |
| Sub-Total | \$ 5,129,522 |



Six Months of Actual Revenues By Program October 2008 -- March 2009

ENVIRONMENTAL HEALTH REVENUES BY SOURCE -- October 2008 Through March 2009

| | |
|------------------------|---------------------|
| State General Revenue | 444,442 |
| Categorical Revenue | 152,625 |
| State Fees | 358,788 |
| Federal & Local Grants | 14,595 |
| Medicaid | - |
| County Council* | 858,907 |
| County Fees | 200,693 |
| Other | 7,902 |
| Sub-Total | \$ 2,037,952 |



FY 2008-09 Planned Services & Clients By Program Area and Service Components

PLANNED COMMUNICABLE DISEASE CONTROL SERVICES & CLIENTS SERVED -- FY 2008-09

| <i>Program Component</i> | <i>Clients</i> | <i>Services*</i> |
|--------------------------------------|----------------|------------------|
| <i>Immunizations</i> | <i>17,500</i> | <i>38,000</i> |
| <i>STD</i> | <i>3,500</i> | <i>15,000</i> |
| <i>HIV-AIDS</i> | <i>800</i> | <i>12,000</i> |
| <i>TB</i> | <i>675</i> | <i>810</i> |
| <i>Communicable Disease Services</i> | <i>na</i> | <i>5,000</i> |
| <i>Hepatitis</i> | <i>2,000</i> | <i>3,500</i> |
| <i>Public Health Preparedness</i> | <i>na</i> | <i>200</i> |
| <i>Vital Statistics</i> | <i>18,600</i> | <i>62,000</i> |
| <i>Sub-Total</i> | <i>43,075</i> | <i>136,510</i> |

**Note: Clients typically receive more than one service per visit.*

PLANNED PRIMARY CARE SERVICES & CLIENTS SERVED -- FY 2008-09

| <i>Program Component</i> | <i>Clients</i> | <i>Services</i> |
|-----------------------------------|----------------|-----------------|
| <i>Chronic Disease Control</i> | <i>300</i> | <i>200</i> |
| <i>Tobacco Program</i> | <i>na</i> | <i>700</i> |
| <i>WIC & Nutrition</i> | <i>13,000</i> | <i>13,500</i> |
| <i>Family Planning</i> | <i>5,200</i> | <i>23,000</i> |
| <i>Maternal Health - IPO</i> | <i>2,000</i> | <i>22,000</i> |
| <i>Comprehensive Child Health</i> | <i>1,100</i> | <i>5,000</i> |
| <i>School Health</i> | <i>na</i> | <i>656,000</i> |
| <i>Adult Health</i> | <i>1,000</i> | <i>15,000</i> |
| <i>Dental Health</i> | <i>7,900</i> | <i>26,000</i> |
| <i>Sub-Total</i> | <i>30,500</i> | <i>761,400</i> |

FY 2008-09 Planned Services & Clients By Program Area and Service Components

PLANNED ENVIRONMENTAL HEALTH SERVICES & CLIENTS SERVED FOR FY 2008-09

| <i>Program Component</i> | <i>Clients</i> | <i>Services</i> |
|--|----------------|-----------------|
| <i>Water and Onsite Sewage</i> | <i>6,530</i> | <i>17,474</i> |
| <i>Facility Programs</i> | <i>60</i> | <i>190</i> |
| <i>Groundwater Contamination Program</i> | <i>na</i> | <i>na</i> |
| <i>Community Hygiene</i> | <i>9,494</i> | <i>26,827</i> |
| <i>Sub-Total</i> | <i>16,084</i> | <i>44,491</i> |

Economic Benefits to Our Community

Public Health Services contribute to the economic well-being of our community beyond the dollars spent on administration...

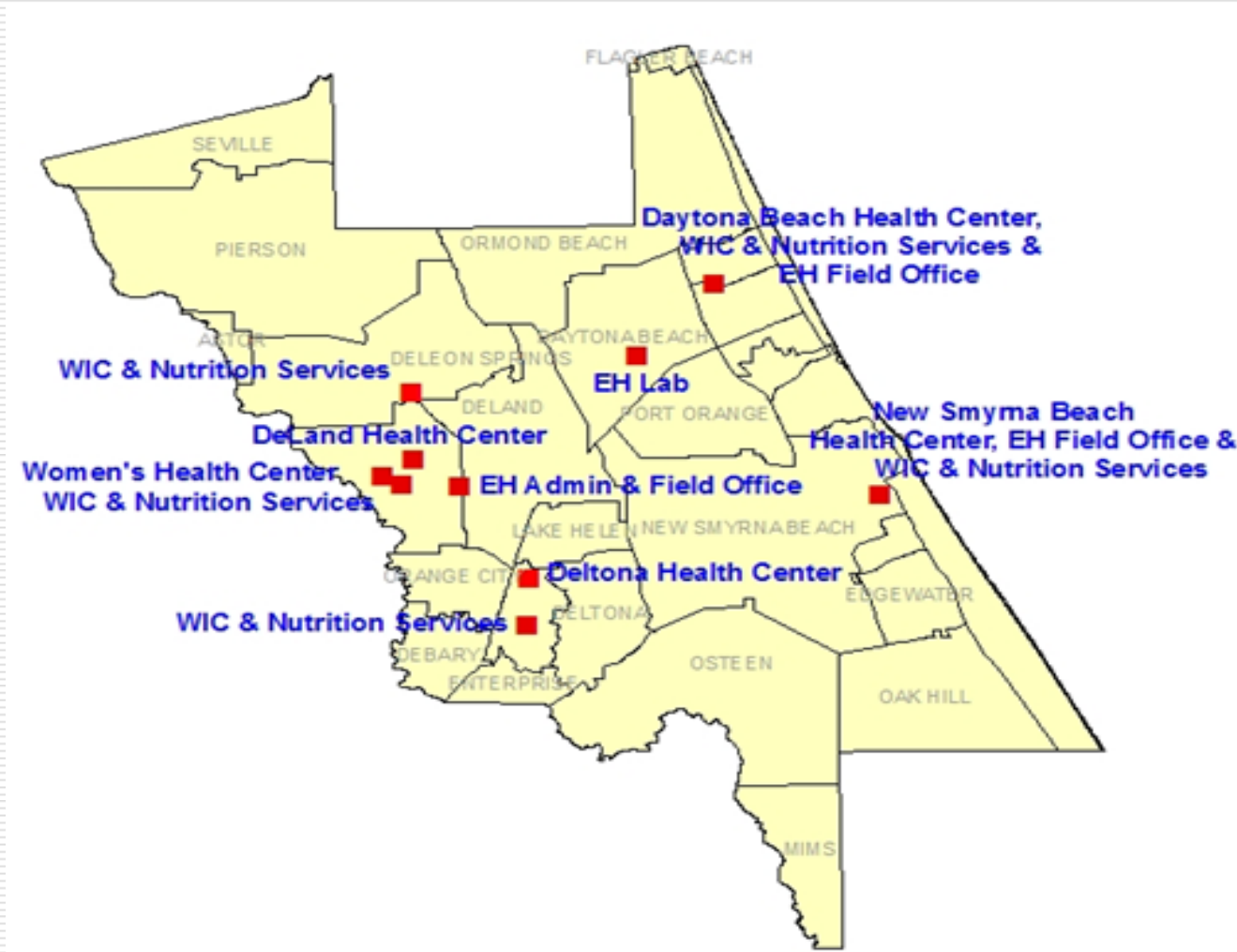
For Example:

WIC clients redeem \$8.4 million annually in direct food purchases from local grocery stores.

Service Locations

- The Volusia County Health Department operates WIC and public health clinic services from seven sites throughout the county. In addition, our Environmental Health program operates from four field offices.*
- During 2007 four separate sites, including one of our major clinic sites located in DeLand, were destroyed by a tornado. We are still in the process of recovering from this major event.*
- Assuring adequate, accessible and safe public health facilities is a major shared priority of our State and local partnership.*

Facilities and Locations



Facilities and Locations

- *Daytona Beach Health Center*
1845 Holsonback Drive
Daytona Beach

*VCHD Executive Direction and
Program Administration*
Health Clinic Services
Environmental Health Services

- *Adult & Child Immunizations*
- *STD, HIV & TB Testing & Treatment*
- *Breast & Cervical Cancer Screening*
- *Vital Statistics*
- *Tobacco Prevention*
- *Dental Health*

- *WIC*
 - *Breastfeeding Support*
 - *Free Nutritious Foods*
 - *Nutritional Assessments,
Counseling & Education*

- *Women's Health*
 - *Confidential Teen Counseling*
 - *Emergency Contraception*
 - *Family Planning*
 - *Pap Smear Tests*
 - *Pregnancy Tests*
 - *Prenatal Care*

- *Healthy Start Screening*
- *Comprehensive Child & Adult*
- *Sports & School Physicals*
- *Epilepsy Program*
- *Environmental Health*

Facilities and Locations (con't)

***Women's Health Center
Spring Garden Avenue
DeLand***

***DeLand Health Center
909 North Stone Street
DeLand***

- Women's Health***
 - ***Confidential Teen Counseling***
 - ***Emergency Contraception***
 - ***Family Planning***
 - ***Pap Smear Tests***
 - ***Pregnancy Tests***
 - ***Prenatal Care***
 - Breast & Cervical Cancer Screening***
 - Healthy Start Screening***
 - HIV Testing***
 - WIC***
 - ***Breastfeeding Support***
 - ***Free Nutritious Foods***
 - ***Nutritional Assessments,
Counseling & Education***
 - Adult & Child Immunizations***
 - STD & TB Testing & Treatment***
 - Sports & School Physicals***
-

Facilities and Locations (con't)

Deltona Health Center
3151 Howland Blvd
Deltona

WIC & Nutrition Services
1555 Saxon Blvd
Deltona

- Women's Health***
 - ***Confidential Teen Counseling***
 - ***Emergency Contraception***
 - ***Family Planning***
 - ***Pap Smear Tests***
 - ***Pregnancy Tests***
 - Adult & Child Immunizations***
 - STD, HIV & TB Testing & Screening***
 - Breast & Cervical Cancer Screening***
 - Sports & School Physicals***

 - WIC***
 - ***Breastfeeding Support***
 - ***Free Nutritious Foods***
 - ***Nutritional Assessments, Counseling & Education***
-

Facilities and Locations (con't)

**□ *New Smyrna Beach
Health Center
1717 West Canal Street
New Smyrna Beach***

- *Adult & Child Immunizations*
 - *STD & TB Testing & Treatment*
 - *Breast & Cervical Cancer Screening*
 - *HIV Testing*

 - *WIC*
 - *Breastfeeding Support*
 - *Free Nutritious Foods*
 - *Nutritional Assessments, Counseling & Education*

 - *Women's Health*
 - *Confidential Teen Counseling*
 - *Emergency Contraception*
 - *Family Planning*
 - *Pap Smear Tests*
 - *Pregnancy Tests*
 - *Prenatal Care*

 - *Healthy Start Screening*
 - *School & Sports Physicals*
 - *Environmental Health*
-

Facilities and Locations (con't)

□ *Additional Environmental Health & WIC “Stand-Alone” Field Offices*

**■ *DeLand EH Administration
& Field Office
121 West Rich Avenue
DeLand***

**■ *EH Laboratory
1250 Indian Lake Rd.
Daytona Beach***

**■ *New Smyrna Beach EH
Field Office
717 West Canal Street
New Smyrna Beach***

**■ *WIC Site
330 East Retta St.
DeLeon Springs***

Issues & Direction

During FY 2008-09, VCHD Lost 20 Percent of its Operating Funds Due to Revenue Reductions

As a Result ...

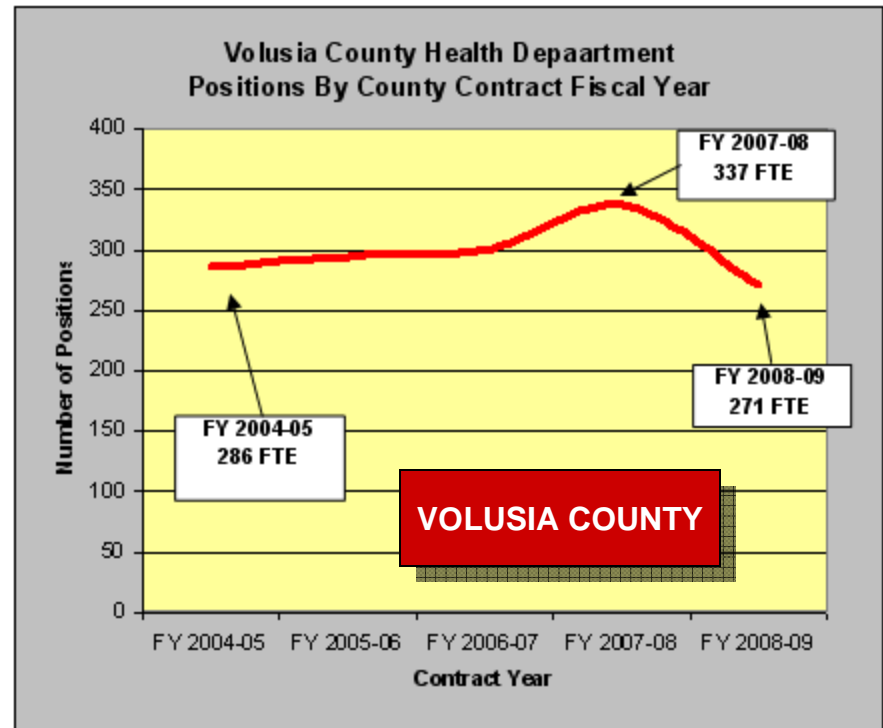
- *Staffing Reductions and Forced Position Vacancies*
- *Further Tightening of Expense Spending*
- *Closing & Consolidation of Facilities*
- *Opportunities for Revenue Generation*

VCHD Positions by Contract Year

Contract Year *FTE*

| | | |
|---|-------------------|------------|
| □ | <i>FY 2004-05</i> | <i>286</i> |
| □ | <i>FY 2005-06</i> | <i>295</i> |
| □ | <i>FY 2006-07</i> | <i>300</i> |
| □ | <i>FY 2007-08</i> | <i>337</i> |
| □ | <i>FY 2008-09</i> | <i>271</i> |

Source: DE385 Contract Variance Report

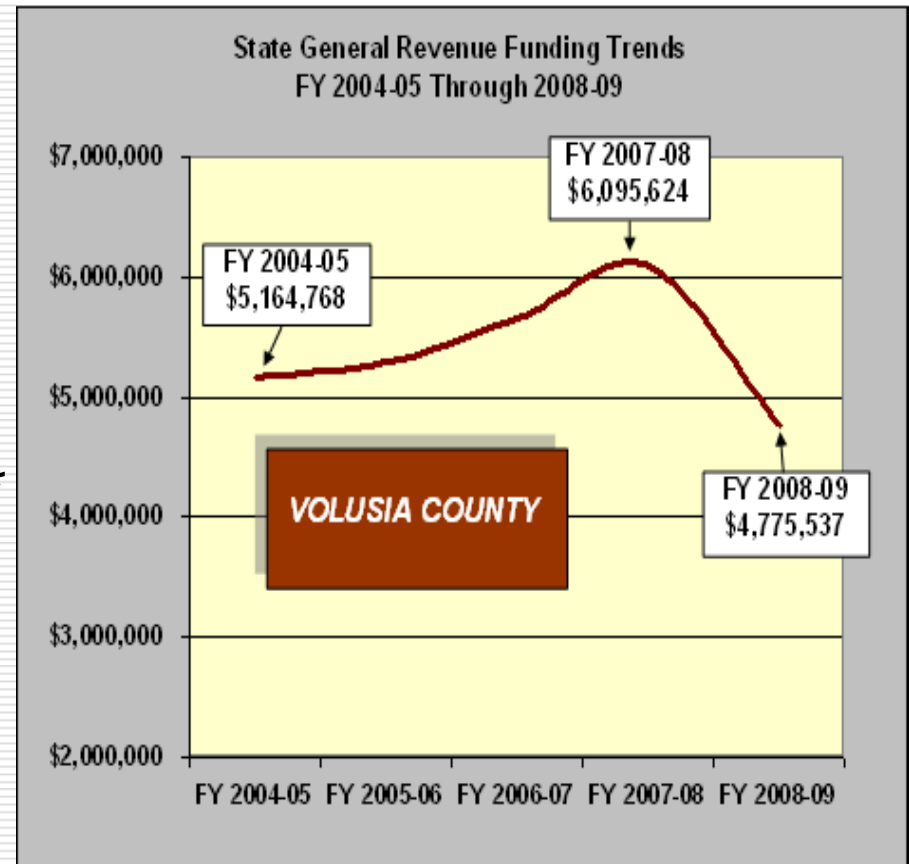


Between Contract Year 2007-08 and Year 2008-09, Discretionary General Revenue dollars for Volusia County decreased by \$1,320,087

Contract Year Funding

- ❑ FY 2004-05 -- \$5,164,768**
- ❑ FY 2005-06 -- \$5,291,188**
- ❑ FY 2006-07 -- \$5,658,256**
- ❑ FY 2007-08 -- \$6,095,624**
- ❑ FY 2008-09 -- \$4,775,537***

****Includes funding reductions required by the 2009 Legislative Session.***

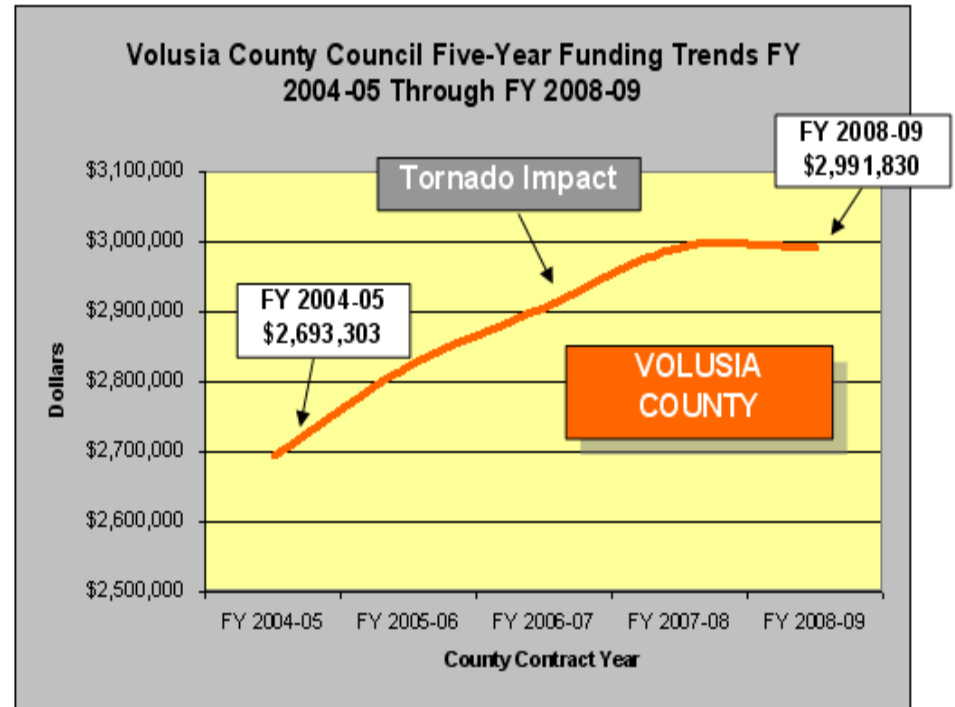


Source: DE560 Revenue Summary Report

Between Contract Year 2004-05 and Year 2008-09, local dollars appropriated by the Volusia County Council increased by \$298,567

Contract Year Funding

- FY 2004-05 -- \$2,693,303**
- FY 2005-06 -- \$2,822,102**
- FY 2006-07 -- \$2,906,765**
- FY 2007-08 -- \$2,992,156**
- FY 2008-09 -- \$2,991,830**

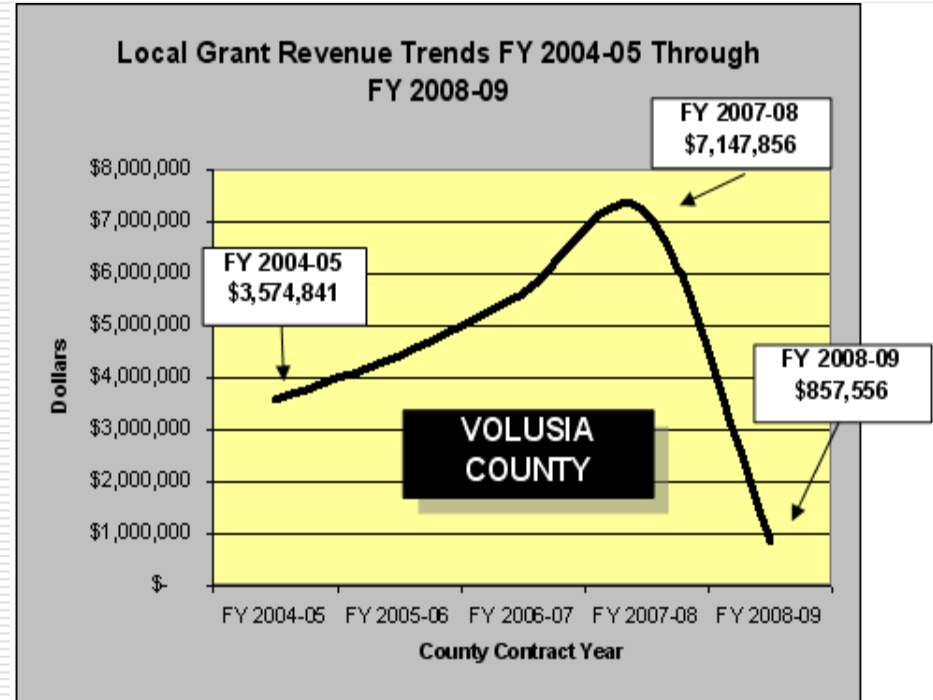


Source: Core Contracts FY 2004-05 Through FY 2008-09

Between Contract Year 2007-08 and Year 2008-09, local contract dollars for Volusia County decreased by \$6,290,300 due mainly to the loss of westside Primary Care funding

Contract Year Funding

- FY 2004-05 -- \$3,574,841**
- FY 2005-06 -- \$4,441,505**
- FY 2006-07 -- \$5,636,408**
- FY 2007-08 -- \$7,147,856**
- FY 2008-09 -- \$ 857,556**



Source: DE560 Revenue Summary Report

Issues & Direction (con't)

- *Fragility of Funding Sources*
 - *Outdated Fees*
 - *Loss of local & State funds*
 - *Potential State budget reductions*

 - *Responding Quickly to Public Health Emergencies*
 - *Loss of flexibility to establish positions necessary to respond*

 - *Maintaining Community Priorities*

 - *Needed Facility Improvements*
-

Local fees for essential services have not been increased in the past 6-9 years.

Over that time increased requirements and reductions in general revenue have contributed to increased costs in all areas of service delivery.

Fee adjustments are needed for the following services:

- ***Vital Statistics***
 - ***Birth, Death Certificates***
- ***Environmental Health***
 - ***Laboratory Testing and Analysis***
 - ***Environmental Health General (Facilities, Training, Permitting, etc.)***
 - ***Environmental Engineering (Water Systems, Well Permits, Irrigation Inspections)***
- ***Medical & Dental***

Issues & Direction (con't)

□ *Office of Public Health Assessment*

- *Link program and community data*
- *Analyze & identify high-risk areas and populations*
- *Develop or continue programs toward these high-risk areas/populations*
- *Match such program initiatives to specific funding*
- *Evaluate outcomes and reassess service delivery approaches*