

# Reducing Forage Producers Vulnerability to Drought in the Southeastern United States

## A Research project of the University of Georgia-University of Florida-University of Miami

The purpose of this survey is to gather your opinions, knowledge, perceptions, attitudes, on pasture management practices and climate. We would like this information in order to guide and direct our research into the development of an improved drought and pasture stress monitor for hay producers.

Please read this consent statement carefully before you decide to participate in this study. It should take you between 15 and 25 minutes to complete this questionnaire. If you choose not to complete the survey you may stop at any time. The survey results may be published, but no identifying information is collected and your responses are completely anonymous. There are no direct benefits or risks to you for participating in this study. There is no compensation to you for participating.

\_\_\_\_\_ By filling out this survey, we assume that you are giving us your informed consent to use the data

If you have questions regarding this study, contact:

Dr. Yoana Newman, Forage Extension Specialist, University of Florida at [ycnew@ufl.edu](mailto:ycnew@ufl.edu) or 352-392-1811 UF or Dr. Dennis Hancock, Forage Extension Specialist, UGA at [dhancock@uga.edu](mailto:dhancock@uga.edu) or 706-542-1529.

### Questions

1. Please let us know the county and state where your cattle operation is located \_\_\_\_\_
2. How many acres of pasture do you manage? \_\_\_\_\_
3. How many head of cattle do you manage? \_\_\_\_\_
4. Place a checkmark by each of the forage grasses that you grow:

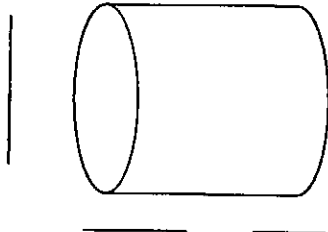
<input type="checkbox"/>	Bermudagrass	<input type="checkbox"/>	Small Grains
<input type="checkbox"/>	Tifton 85	<input type="checkbox"/>	Annual Ryegrass
<input type="checkbox"/>	Bahigrass	<input type="checkbox"/>	Fescue
<input type="checkbox"/>	Limpograss	<input type="checkbox"/>	Other (Please List): _____

5. Please mark the years shown in the table as bad, good, or typical for hay making

	Bad	Typical	Good
2004			
2005			
2006			
2007			
2008			
2009			

- a. How do you define a "good year"? \_\_\_\_\_
- b. How do you define a "bad" year? \_\_\_\_\_



6. Do you bale hay on your farm? YES \_\_\_\_\_ NO \_\_\_\_\_ (If NO, proceed to Question #13.)
7. Which grasses do you make hay from? \_\_\_\_\_
8. What size bale or roll do you produce (fill in dimensions)?



9. Yield: How many rolls per acre do you make in a typical year? \_\_\_\_\_
10. Yield: How many bales or rolls per acre do you make in a great year? \_\_\_\_\_ in a very bad year? \_\_\_\_\_
11. Do you purchase hay in a "good year"? YES \_\_\_\_\_ NO \_\_\_\_\_
12. Do you purchase hay in a "bad year"? YES \_\_\_\_\_ NO \_\_\_\_\_
13. What field observations of cattle or grass trigger you to . . .
- a. Move cattle to another pasture? \_\_\_\_\_
  - b. Sell cattle to reduce stocking rate? \_\_\_\_\_
  - c. Graze a field you had reserved for hay? \_\_\_\_\_
  - d. Purchase hay ahead of time? \_\_\_\_\_
  - e. Make other hay/grazing decisions (please describe)? \_\_\_\_\_

14. Please tell us your gender \_\_\_\_\_ and your age \_\_\_\_\_
15. \_\_\_\_\_ Please check here if you would like to continue to participate in the development of a drought and plant stress monitor for hay producers

THANK YOU. YOUR COOPERATION IS VERY VALUABLE TO US.

	
--	---