

Educated Safe Boaters Save Lives! (People and Manatees)




At the end of the annual registration period in 2004, about 947,000 vessels were registered in Florida. As more and more boats continue to cruise Florida's waterways for recreation, it makes sense to follow safe boating rules and practices so that your recreational activities do not end in unnecessary accidents, injuries or death. Several boating education courses are available to help you learn what to do on the waterways.

On-line Boating Safety	www.boatus.com
Boat U.S. Foundation	(800) 336-2628
U.S. Power Squadron	(888) 367-8777
U.S. Coast Guard Auxiliary	www.cgaux.org


One of the biggest human-related causes of manatee deaths is from watercraft. Pleasure craft, personal watercraft, commercial vessels, etc. all contribute to manatee deaths. In 1999, impact injuries and propeller cuts accounted for 82 out of the 269 manatee deaths. This record marks the highest death count for this category in the past 25 years.

You can help manatees survive and keep our waterways safe by educating yourself and others before venturing on the waterways...

Watch out for these signs on the waterways



White sign with international orange diamond shape means **DANGER** (ex. Rocks, stumps, etc.)



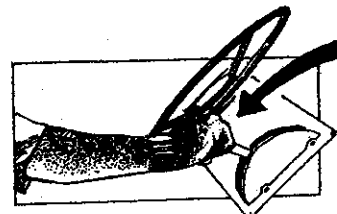
White sign with international orange diamond shape with a cross inside means **DO NOT ENTER** (ex. Swimming area)



White sign with an international orange circle means there is a **VESSEL CONTROL OR RESTRICTION** (ex. Slow speed, Idle speed, Manatee zone)



White sign with international orange border provides **INFORMATION** (ex. directions, distances or locations)



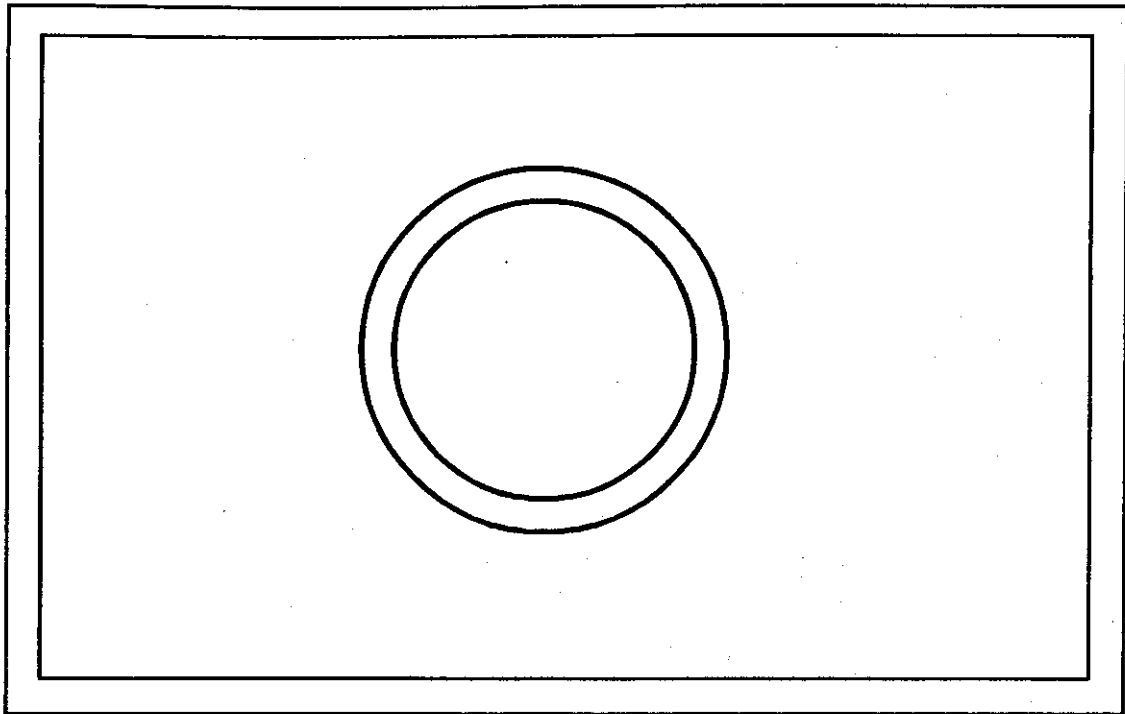
Your "To Do" List for Boating...

- ➔ Slow your boat down and follow the waterway sign guidelines
- ➔ Stay in the deep water channels and out of the shallow areas (PWC's included) so you don't hit marine life.
- ➔ Wear polarized sunglasses to cut the glare on the water so that you don't run aground or hit people or marine life.
- ➔ Practice passive observation when watching wildlife--keep your distance!
- ➔ Pass a Boater's Education course as you would a Driver's Education course (BEFORE you get behind the wheel and you are responsible for other lives!)


Get serious about waterway safety!

What do the Waterway Signs Mean?


(Color the sign border and shapes orange. The sign background is white.)



**A. A Circle Shape means - Follow the posted
RULE on the sign.**



B. A Diamond Shape means - DANGER!



**C. A Diamond with a Cross means -
DO NOT ENTER (All vessels)**

Challenge Activity:

Match the following messages to the correct sign above. Write A, B, or C next to the message below. Check your answers to see if your are right.

- _____ IDLE Speed - No Wake
- _____ Rock(s)
- _____ SLOW Speed - Minimum Wake

- _____ Manatee Refuge
- _____ Stump(s)
- _____ Swim Area

