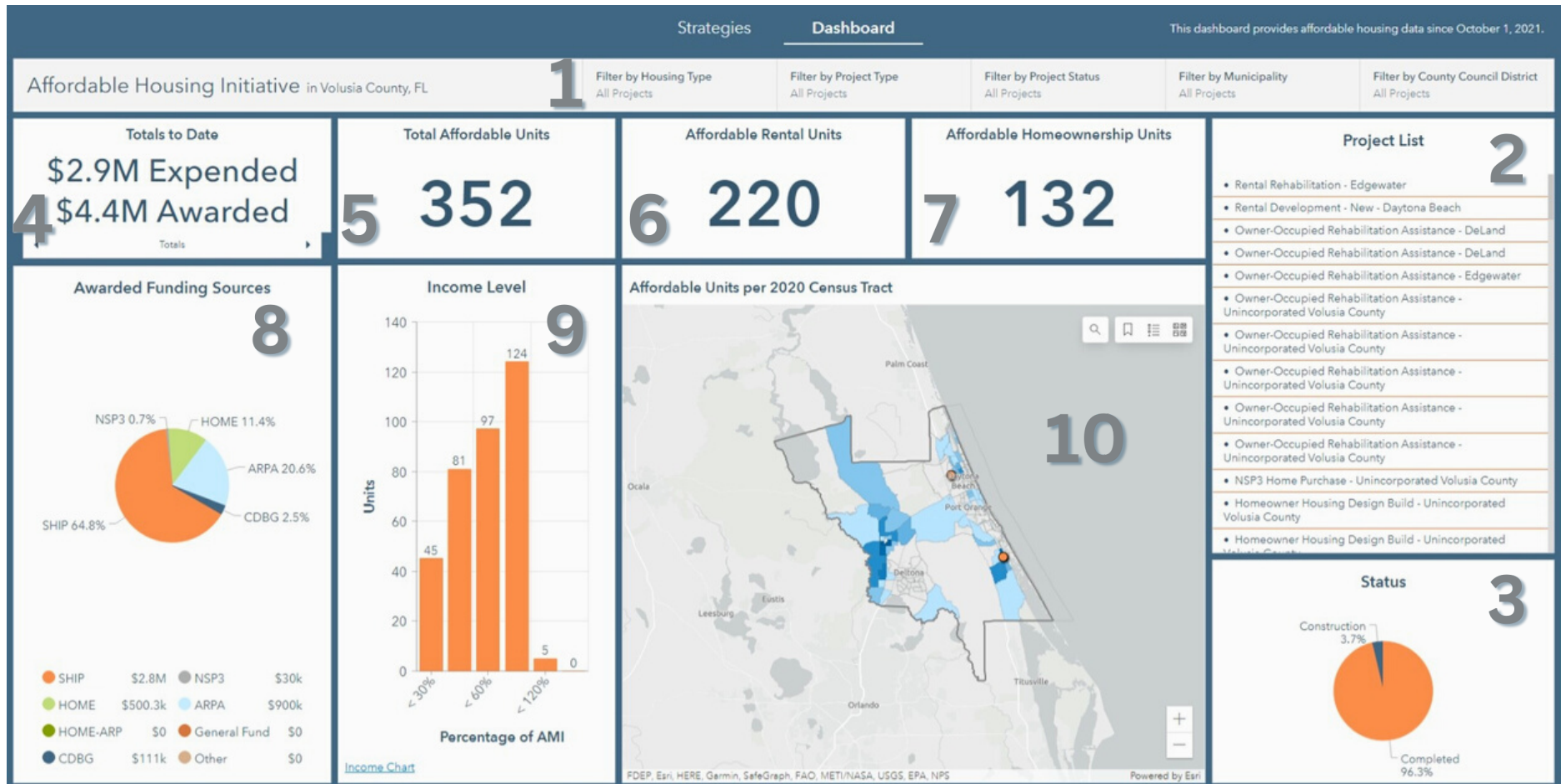


Volusia County Affordable Housing Initiative

Dashboard User Guide



As a part of Volusia County's Affordable Housing Initiative, this dashboard was created to report progress in an effort to create an environment supportive of new affordable housing development through effective communication. This dashboard will report on all affordable housing projects in Volusia County, both rental and homeownership, beginning from October 1st, 2021, and will be updated regularly to report progress. This guide will help users have a better understanding of the dashboard and its functions.

1

Filter by Housing Type	Filter by Project Type	Filter by Project Status	Filter by Municipality	Filter by County Council District
All Projects	All Projects	All Projects	All Projects	All Projects

The filters at the top of the dashboard can be used to filter all information based on selected data.

2

Project List
• Rental Rehabilitation - Edgewater
• Rental Development - New - Daytona Beach
• Owner-Occupied Rehabilitation Assistance - DeLand
• Owner-Occupied Rehabilitation Assistance - DeLand
• Owner-Occupied Rehabilitation Assistance - Edgewater
• Owner-Occupied Rehabilitation Assistance - Unincorporated Volusia County
• Owner-Occupied Rehabilitation Assistance - Unincorporated Volusia County
• Owner-Occupied Rehabilitation Assistance - Unincorporated Volusia County
• Owner-Occupied Rehabilitation Assistance - Unincorporated Volusia County
• Owner-Occupied Rehabilitation Assistance - Unincorporated Volusia County
• NSP3 Home Purchase - Unincorporated Volusia County
• Homeowner Housing Design Build - Unincorporated Volusia County
• Homeowner Housing Design Build - Unincorporated Volusia County

The project list includes all affordable housing projects assisted through Volusia County since October 1, 2021. The projects are listed by project type and the municipality they are located in. When a project is selected from the list, the dashboard filters to only show that project's data.

Click on a filter and select from the options listed. To reset the data, click on the Reset button at the bottom of the drop-down.

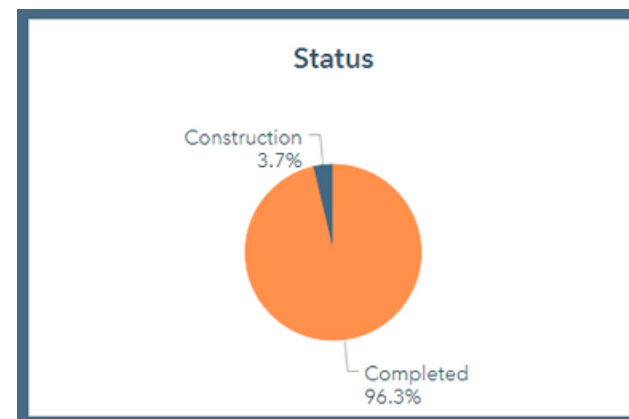
To reset all data, refresh the page.

Filter by Municipality	Filter by County Council District
All Projects	All Projects

- All Projects
- Daytona Beach
- Daytona Beach Shores
- DeBary
- DeLand
- Edgewater

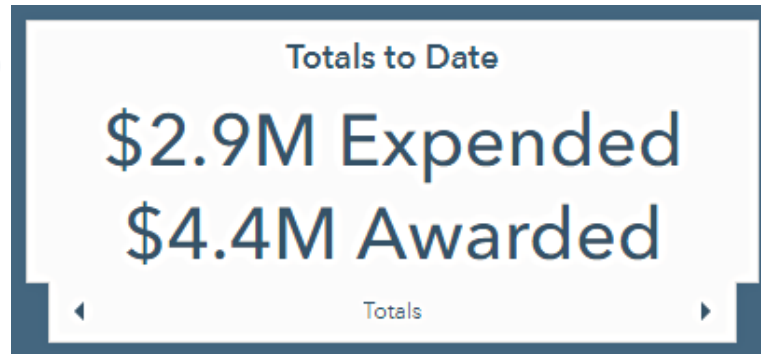
Reset

3

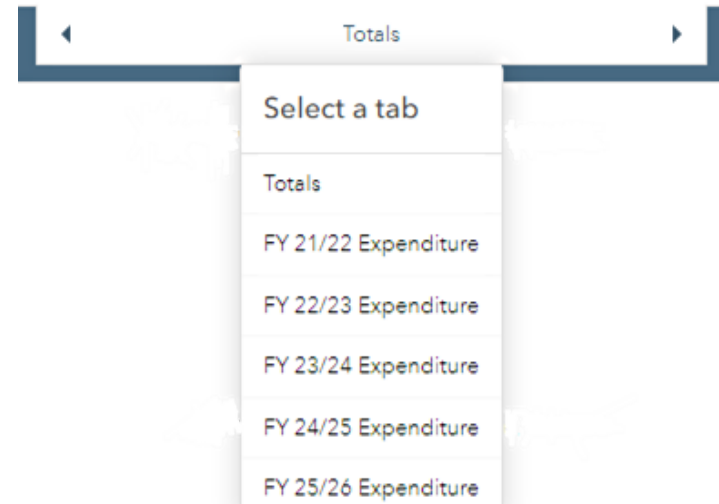


The status chart shows the current status of each project since the start of the reporting period. This chart will update as the project statuses change and filters as projects are selected.

4



The amount of funding expended and awarded is shown here. Some of the projects on the dashboard are not yet completed so the awarded funds will not be fully expended.



To see the expenditures from the reported fiscal years, click on the arrows or on the bar to choose from the options listed.

5



The total number of affordable units for both rental and homeownership projects since the start of the reporting period is shown here.

6



The number of affordable units for rental projects assisted through Volusia County is displayed here.

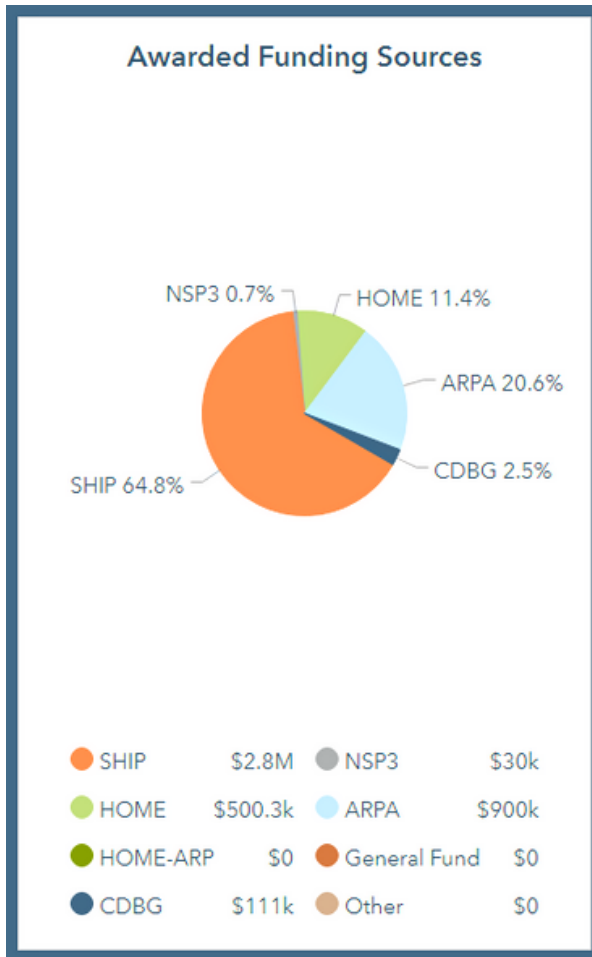
7



The number of affordable units for homeownership projects assisted through Volusia County is shown here.

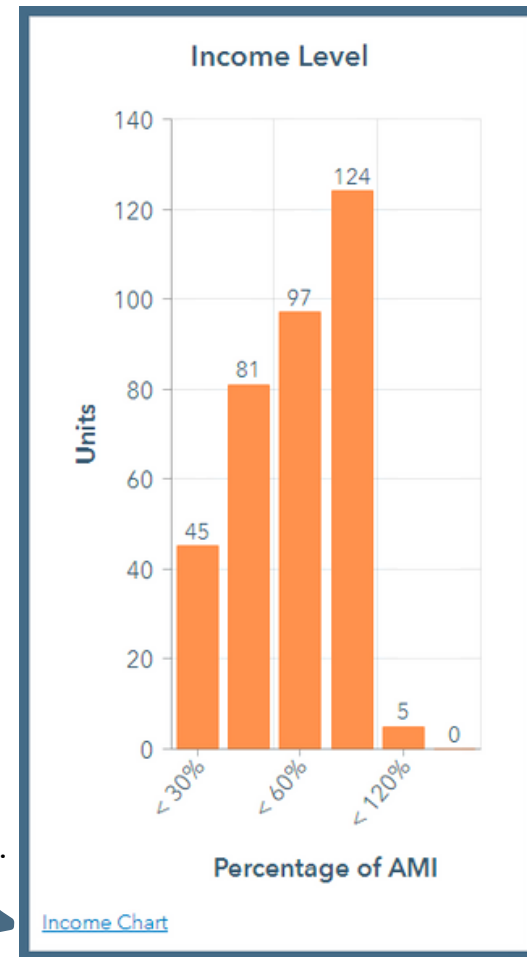
The information in these boxes filter as projects are selected from the project list.

8



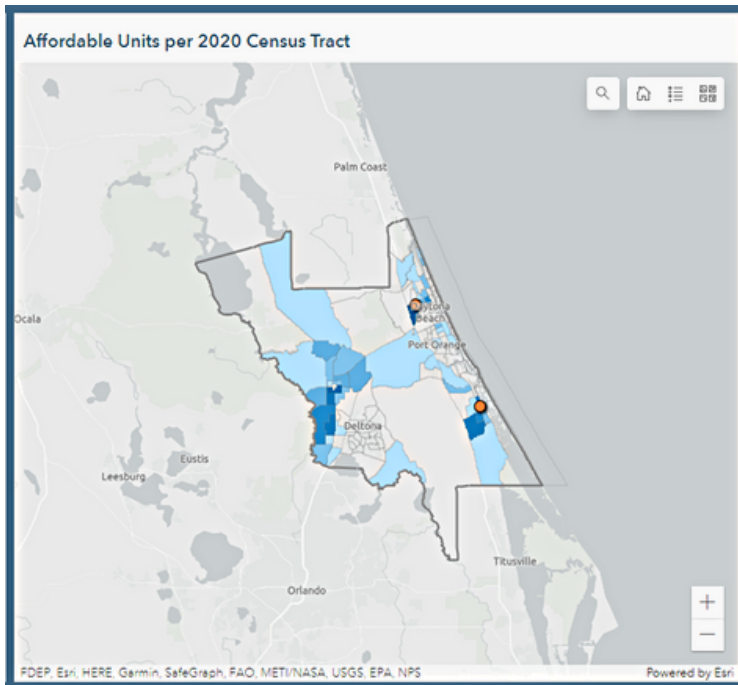
This chart shows a breakdown of funding awarded by Volusia County for affordable housing projects including state, federal, county, and other funding sources. This chart filters as projects are selected from the project list.

9



Click here to see the income limits chart that is updated annually.

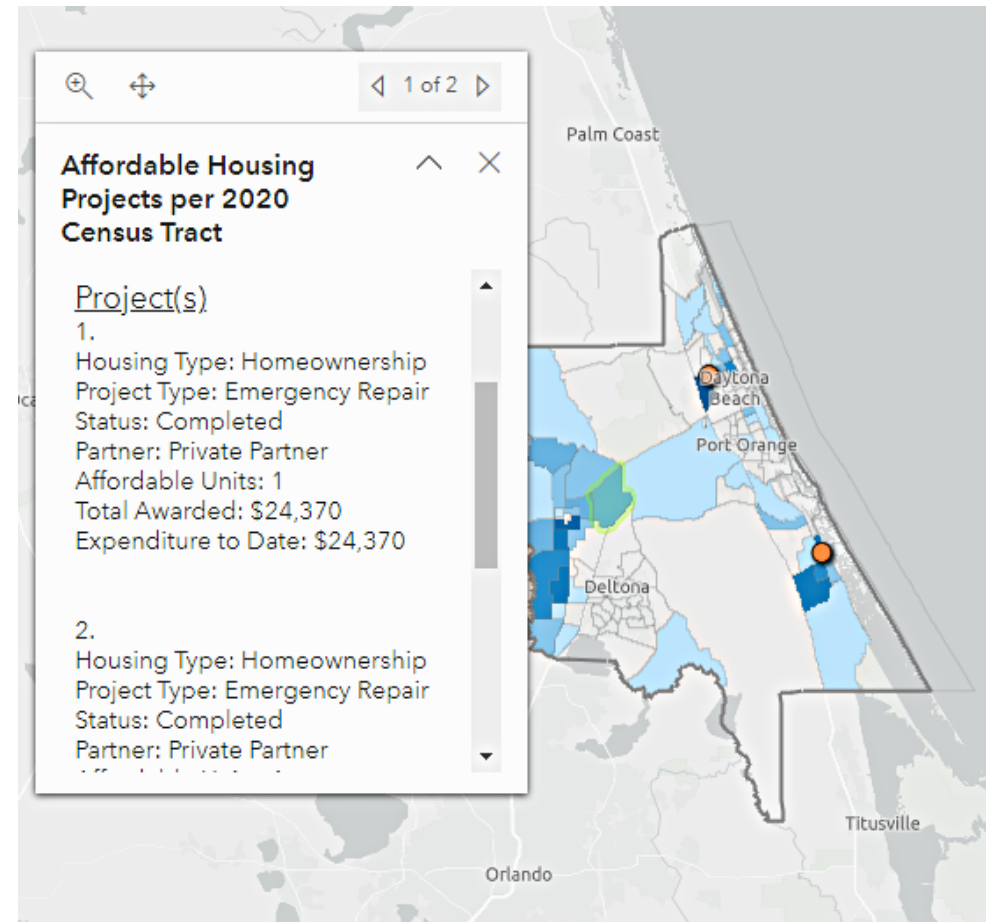
The income level by percent of area median income for each unit assisted since the start of the reporting period is displayed here. When a project is selected from the project list, the chart filters.



The map displays where the reported affordable housing projects are located in Volusia County. Homeownership projects are divided by the census tract they are located in. The darker blue an area is, the more projects are located in that area. Rental projects are shown as orange dots on the map.

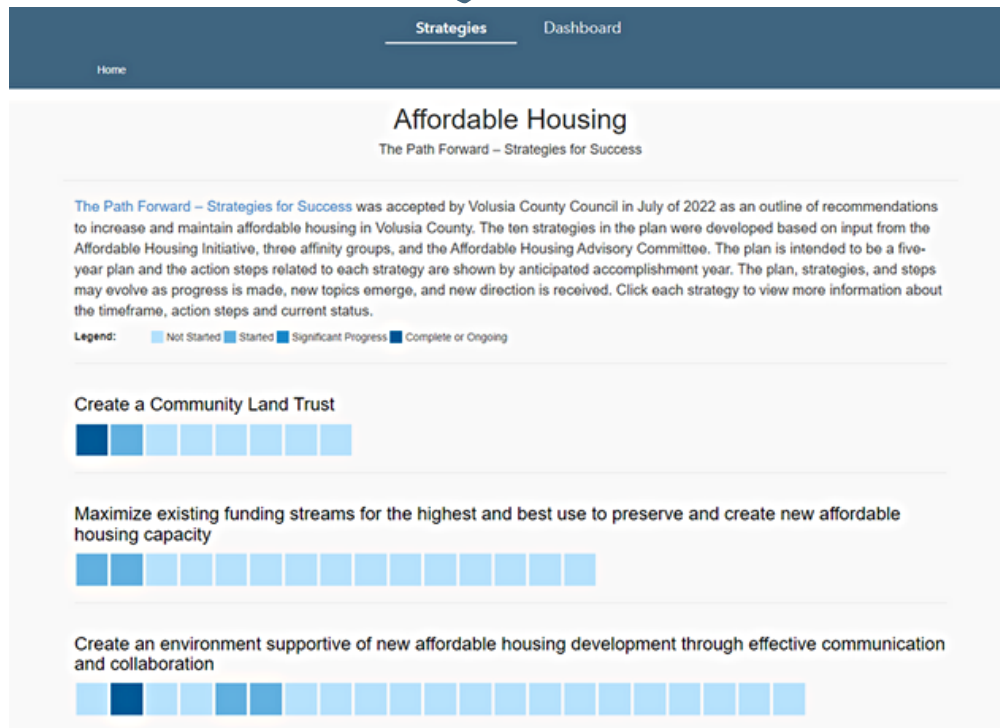


Use the buttons in the top right corner of the map to find specific places or change the basemap.

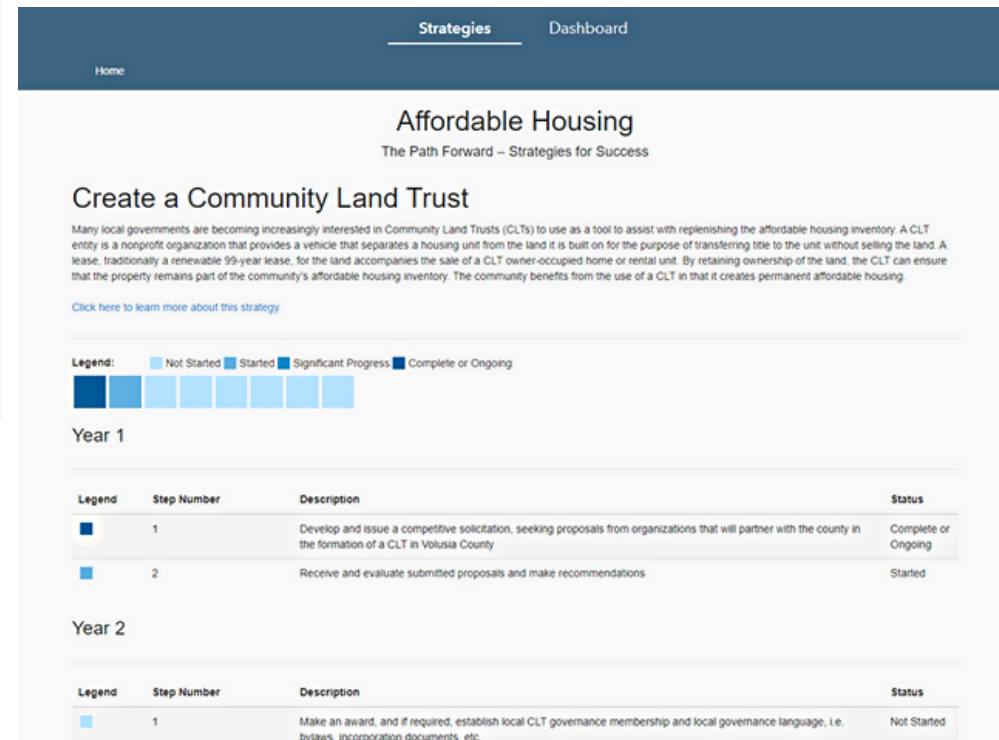


Click on different parts of the map to learn more about the projects in that area.

To view the strategies page, click on the button at the top of the page.



The strategies page of the dashboard is used to show the progress made in completing the action steps for each strategy identified in **The Path Forward - Strategies for Success**. As more progress is made, the colors will change.



To learn more, click on the name of a strategy. The page will show each year's action steps and the status of what has been accomplished so far. To return to the main page, click on the Home button at the top of the screen.

Reference Guide

Acronym	Reference
SHIP	State Housing Initiatives Partnership Program
HOME	HOME Investment Partnerships Program
HOME-ARP	HOME Investment Partnerships American Rescue Plan Program
CDBG	Community Development Block Grant
CDBG-DR	Community Development Block Grant - Disaster Recovery
HHRP	Hurricane Housing Recovery Program
ARPA	American Rescue Plan Act
AMI	Area Median Income
CLT	Community Land Trust
SAIL	State Apartment Incentive Loan
HUD	U.S. Department of Housing and Urban Development
LIHTC	Low-Income Housing Tax Credit

Affordable Housing: Monthly rent or cost of ownership does not exceed 30% of the household's monthly income.

Municipality: Term used to define an area based on who governs the residents. This could be divided by city for those within city limits or by unincorporated for those outside city limits.

Area Median Income (AMI): Median household income based on household size as determined by the U.S. Department of Housing and Urban Development for the Daytona Beach-Deltona-Ormond Beach Metropolitan Statistical Area on an annual basis.

Local Housing Finance Authority: A local authority that works to alleviate a shortage of affordable residential housing facilities and to provide capital for investment in such facilities for low, moderate or middle income families.

State Apartment Incentive Loan (SAIL): Funds that are available to individuals, public entities, not-for-profit or for-profit organizations that propose the construction or substantial rehabilitation of multifamily units affordable to very low-income individuals or families.

Low-Income Housing Tax Credit (LIHTC): A subsidy for the acquisition, construction, and rehabilitation of affordable rental housing for low- and moderate-income tenants. State governments are issued tax credits which award the credits to private developers of affordable rental housing projects through a competitive process. In Florida LIHTCs are issued through the Florida Housing Finance Corporation.

Community Land Trust (CLT): Refers to the separating of land from a house for the purpose of transferring title to a house without selling the land. A private nonprofit corporation then acquires and holds title to the land and manages the ground leases on that property for the benefit of the community. A 99-year lease for the land accompanies the sale of a CLT home.